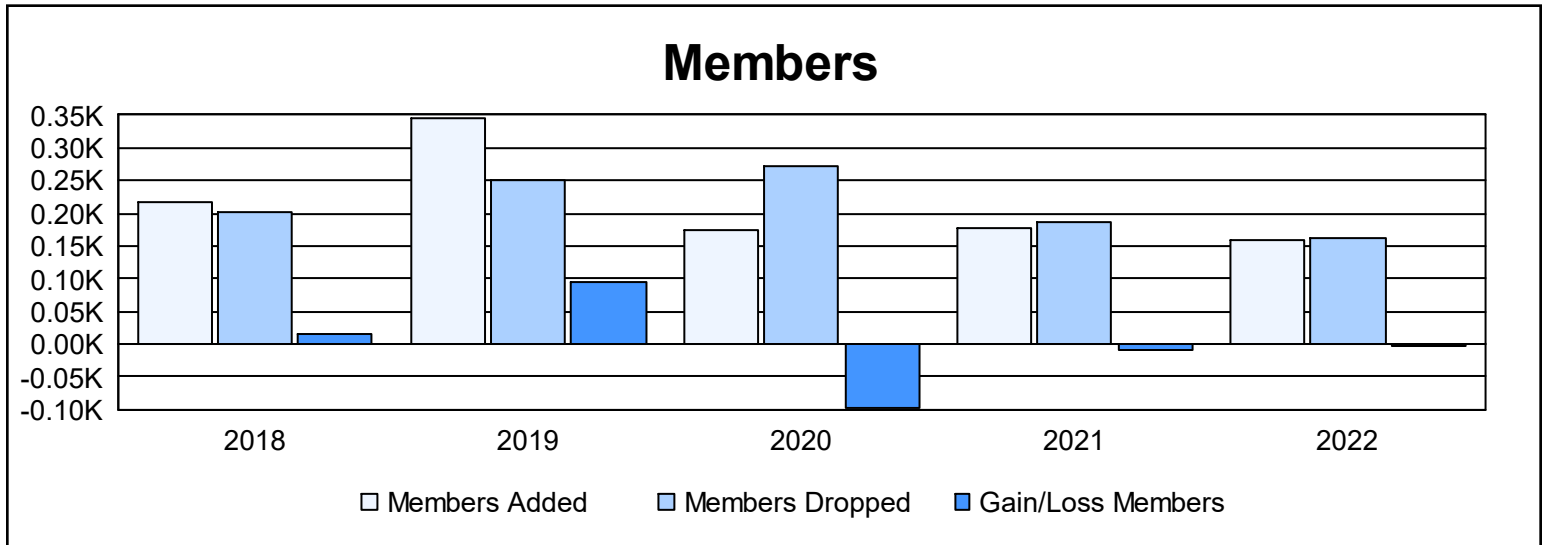
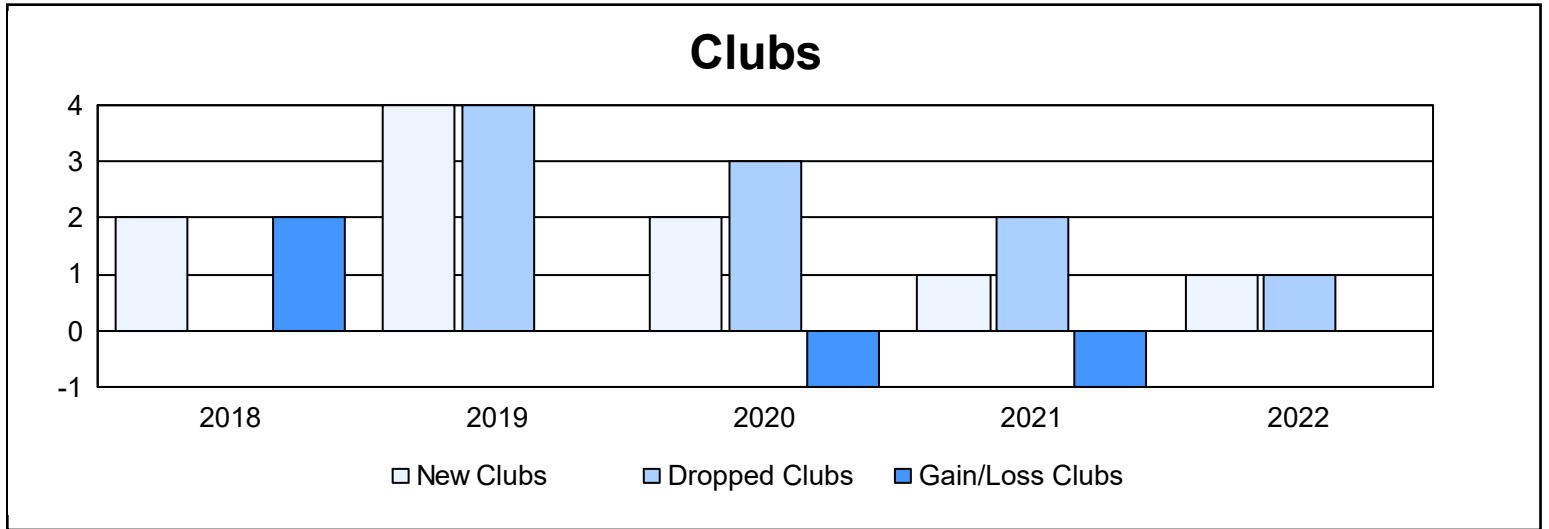
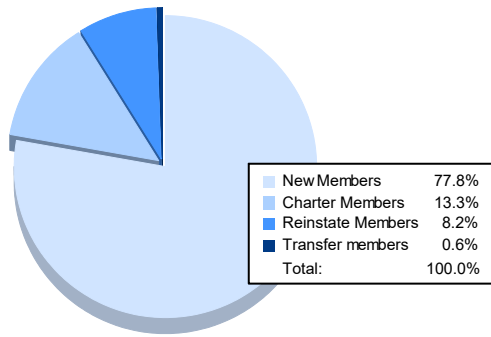


| Year           | New Clubs | Dropped Clubs | Gain/ Loss Clubs | New Members | Charter Members | Reinstate Members | Transfer Members | Total Member Added | Total Members Dropped | Gain/ Loss Members |
|----------------|-----------|---------------|------------------|-------------|-----------------|-------------------|------------------|--------------------|-----------------------|--------------------|
| 2017-2018      | 2         | 0             | 2                | 154         | 59              | 3                 | 2                | 218                | 201                   | 17                 |
| 2018-2019      | 4         | 4             | 0                | 215         | 96              | 23                | 10               | 344                | 250                   | 94                 |
| 2019-2020      | 2         | 3             | -1               | 107         | 48              | 17                | 2                | 174                | 271                   | -97                |
| 2020-2021      | 1         | 2             | -1               | 138         | 26              | 7                 | 5                | 176                | 186                   | -10                |
| 2021-2022      | 1         | 1             | 0                | 123         | 21              | 13                | 1                | 158                | 161                   | -3                 |
| <b>Average</b> | <b>2</b>  | <b>2</b>      | <b>0</b>         | <b>147</b>  | <b>50</b>       | <b>13</b>         | <b>4</b>         | <b>214</b>         | <b>214</b>            | <b>0</b>           |



### Membership Composition June 2022 Cumulative



### Gender Composition June 2022 Cumulative

